



CARGOS
HARVEST & TRANSPORT TECHNOLOGY
EDITION JUNE 2025



www.fliegl-gruenlandtechnik.com

Growing together - technology that creates trust

In agriculture, every minute counts. Machines have to work reliably, day after day - under the toughest conditions. At Fliegl Grünlandtechnik, we understand these requirements. Since our foundation in 2022, we have been developing and manufacturing practical, robust and innovative technology for professionals in grassland farming.

As the youngest company in the Fliegl Group, we combine fresh ideas with decades of experience. Our CARGOS series stands for modern grassland technology 'Made in Germany' - produced with the highest precision at our site in Kirchdorf, Bavaria.

Our claim is clear: technology that not only works, but also impresses - through performance, durability and ease of use. For farmers, contractors and anyone who expects more.





Content


CARGOS the energy transporter	04
CARGOS at a glance	06
Chassis	08
Axle	10
Steering	12
Drawbar	14
Sidewalls	17
Options	18
Metering rollers	20
Operating CARGOS	22
CARGOS 800	24
Conversion to a forage transport wagon	26
Pick-Up PRO 2.00 / PRO 2.35	28
CARGOCUT 38 / CARGOCUT 24	29
Lowerable scraper floor	30
Blade holders & chopper housing	31
Twin knives	32
Features CARGOS 8000/9000	34
We visit our farmers	36
Technical data	38

CARGOS - the energy transporter: Not only for silage!

CARGOS - a strong partner for diverse tasks.



The CARGOS impresses with the best cutting quality in the forage harvest - whether ryegrass, clover, lucerne, silage or rye, the CARGOS is not picky.



Extremely long knife service life for high-wear maize straw harvesting. In addition: harvesting and transport with just one machine.



Bale transport? Thanks to the reverse travel of the scraper floor, the CARGOS can also be used to transport bales without the need for additional transport locks.



Silage manure transport is the CARGOS' favourite sport, whether with forage transport, semi-trailer or combi wagon without loading unit - efficient transport is guaranteed.

CARGOS at a glance

1 basic concept - 3 trolley types:



CARGOS 700

Forage transport wagon

- ▶ Load volume from 38 - 52m³ DIN
- ▶ 21-34 tonnes permissible total weight
- ▶ Permitted speed 40 km/h
- ▶ Tandem or tridem version
- ▶ TREND or BUSINESS operation
- ▶ Articulated drawbar incl. suspension with additional benefits for chopping, emptying and tractor optimisation - in a slim design for maximum steering angle
- ▶ Chain tensioner accessible from the outside for easy tensioning of the scraper floor chains
- ▶ Optional: Removable metering roller module with 2 rollers, sequence control scraper floor/tailgate, load compartment cover, load weight indicator



CARGOS 800

Farmtruck semi-trailer

- ▶ Load volume from 45 - 52m³ DIN
- ▶ 30 tonnes permissible total weight
- ▶ Permitted speed 60, 65 oder 80 km/h
- ▶ Tandem version with self-steering
- ▶ Operation via control units, ISOBUS or wireless control
- ▶ Saddle plate with fifth wheel height 135 - 150 cm
- ▶ Optional: Follow-up control scraper floor/tailgate, load compartment cover



CARGOS 8000/9000

Short cut dual purpose wagon


- ▶ Removable loading unit ready for chopping with +3 t payload in 20 min or easy cleaning in 15 min.
- ▶ Optimized crop flow with hydraulically swivelling scraper floor lowered by 500 mm for fast unloading and knife changes.
- ▶ Maintenance-friendly: Cutting trough hydraulically lowerable and decoupled from knife carrier.
- ▶ Durable FLIEGL reversible blades – Made in Germany.
- ▶ Rotor options: CARGOCUT38 (38 mm) with bolted tines or CARGOCUT24 (24 mm).
- ▶ Pick-up options: Pickup 2.0 (2.00 m) or oscillating Pickup Pro2.35 (2.35 m), both sides controlled.
- ▶ Optional features: Automatic loading, torque sensing, hydraulic pick-up relief, centre jockey wheel, swivelling front wall Pro.

CARGOS

- ▶ Stable frame concept with conical structure
- ▶ Durable hot-dip galvanised and corrosion-resistant wagon floor
- ▶ Bolted scraper floor with galvanised strips and 4 solid flat link chains, also ideal for transporting wood chips
- ▶ Quick emptying thanks to the standard two-stage scraper floor installed as standard, hydraulically driven on both sides
- ▶ Mechanically or hydraulically sprung professional axle unit 18-30 tonnes
- ▶ Genuine laser-welded aser-welded tipper dropsides for maximum stability

1 basic concept - 3 trolley types: MIX&MATCH

Thanks to the modular design, a considerable amount of tare weight is saved and, depending on the trailer type, up to 10 % more payload is achieved. In addition, the bolted design maximises torsion resistance in the field.




The axle unit is available in a mechanical or hydraulic version.
Available as a tandem or tridem version, with the tridem version having a modular extension.



Longitudinal profiles are 'open' on the outside for clean installation and optimum accessibility at the same time

No food residue in the trolley thanks to rounded longitudinal profiles


Cross and longitudinal profiles are screwed together



The lower belts are bolted directly to the axle unit and later provide the wagon with the necessary stability from below over the entire length of the wagon

High-strength structural steel for maximum weight savings

Identical frame structure for all 3 CARGOS types with only a different front cross member



300 mm high, 8 mm thick C-profile with bevelled corners so that no food residues remain in the trolley.

Clean installation of electrics & hydraulics in the C-profile, protected from dirt and silage residues thanks to cover plates.

The modular axle unit

Incredibly flexible, with eight different axle combination options to suit the requirements of different the requirements of different locations and purposes.




- ▶ Exclusively designed professional axle units
- ▶ Bolted tandem chassis, modularly expandable to tridem chassis
- ▶ Optionally with parabolic suspension or hydraulic running gear incl. automatic slope levelling
- ▶ Permissible axle loads depending on model:
 - **CARGOS 700: 18 to 30 tonnes**
 - **CARGOS 800: 20 tonnes**
 - **CARGOS 8/9000: 18 to 30 tonnes**
- ▶ Permissible total weight by model:
 - **CARGOS 700: 21 to 34 tonnes**
 - **CARGOS 800: 30 tonnes**
 - **CARGOS 8/9000: 21 to 34 tonnes**
- ▶ Lift axle: Optionally available for tridem vehicles

NEW 2025:

TEKNOAX axles in all CARGOS

- ▶ Incl. cavity drilling for tyre pressure regulation system
- ▶ Reinforced construction with simultaneous weight saving





Mechanical parabolic suspension, as standard with spring travel limiter bushes for maximum stability



Hydraulically sprung running gear with automatic slope levelling

The steering systems at a glance

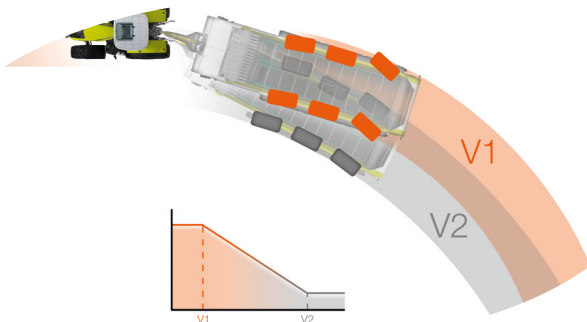
Narrow yard entrances or narrow silos, narrow roads on the way to the field - choose the right steering system so that you can safely negotiate the tightest bends even with the largest vehicles.



Mechanical-hydraulic forced steering tridem vehicle



Electro-hydraulic forced steering, K50
required on the left-hand side of the tractor
in the direction of travel



V1 Maximum steering angle

V2 Maximum tyre protection





BASIC EQUIPMENT CARGOS:

- ▶ Self-steering,
- ▶ incl. on all models with ISOBUS equipment:
Automatic speed-dependent locking, and
automatic locking when reversing

MECHANICAL HYDRAULIC FORCED STEERING:

- ▶ With steering cylinders on the drawbar
- ▶ Tandem version 1 cylinder, K50 on the left in the direction of travel
- ▶ Tridem version 2 cylinders, K50 on both sides
- ▶ Cylinder collision protection made of high-strength steel
- ▶ Only possible with CARGOS 700 series

ELECTRO-HYDRAULIC FORCED STEERING

- ▶ Comfort variant for all CARGOS with ISOBUS control
- ▶ Fully automatic control between driving stability, maximum manoeuvrability, grass hub and tyre protection
- ▶ Features of the electro-hydraulic forced steering:
 1. Adaptive articulation angle warning
 2. Speed-dependent steering line shift
 3. Crab steering
 4. Manual steering option



Articulated drawbar with hydraulic suspension as standard on all CARGOS 700 & 8/9000

The drawbar is hydraulically sprung as standard on both the forage transport trailer and the dual purpose wagon - hydraulically sprung as standard. It is available with a drawbar load of 3 or 4 tonnes for both types.

THE THREE DRAWBAR POSITIONS, WITH THE COMPARABLE EFFECT OF A LIFT AXLE:

- ▶ Road travel, horizontal wagon position
- ▶ Chopping, tilted downwards > this allows the forage harvester driver to see the entire wagon
- ▶ Unloading, tilt upwards > efficient unloading and better traction at the same time by lifting the 1st axle (lift axle system)



Extremely slim design for maximum steering angle



Articulated drawbar á la Sytem lift axle





**NEW:
CARGOS 800 WITH SADDLE PLATE**

- ▶ 10 tonnes fifth wheel load
- ▶ Hitching by means of kingpin
- ▶ With up to 80 km/h approval



Drawbar CARGOS 8000/9000, drawbar load 3 or 4 tonnes



CARGOS 700 drawbar, drawbar load 3 or 4 tonnes





For the scraper floor, we rely on driving force & zinc

Strong on both sides - the CARGOS scraper floor drive.



Galvanised guide rails, galvanised and screwed scraper floor rails for easy replacement of defective rails



Durable and tear-resistant, galvanised scraper floor chains guarantee extreme durability

- ▶ 3mm thick base plates
- ▶ Mechanical chain tensioners easily accessible

NEW
specially designed hydraulic motor



- ▶ Scraper floor drive on both sides for all CARGOS
- ▶ Powerful scraper floor drive with two-stage design as standard

Stage 1 slower, powerful unloading for extremely wet loads


Stage 2 fast unloading in rapid traverse

- ▶ Reverse travel scraper floor possible, e.g. for bale transport



The side wall structure

The CARGOS achieves maximum stability thanks to its sophisticated conical side wall design and clever force distribution management.



Genuine laser-welded tipper profile drop sides over the entire length of the trailer ensure maximum stability and optimum force distribution. For the best view of the fill level, each trolley has a perforation in the top chord.



The CARGOS is characterised by a very narrow stanchion spacing. The access hatch on the HTW is deliberately positioned in the front wall. This means that the optimum force distribution on the side walls is not interrupted by a side door.



The rear lid has an enormous through-loading height, which allows 3 x 90 cuboid bales of hay or straw to be loaded. The opening angle can be precisely adjusted.



Additional equipment options

The CARGOS offers a wide range of additional equipment options for greater comfort and safety.



- ▶ LED standard lighting in accordance with StVO, incl. 3 LED work lights
- ▶ Optional LED lighting package for optimum visibility even at night with 11 LED work lights



On request with underride guard on the CARGOS 700, 8000 and 9000. The underride guard is mandatory on the CARGOS 800.



- ▶ Side wall elevation + 15cm: For more loading volume
- ▶ Optional Trend version: Scraper floor/ tailgate sequence control: Prevents the scraper floor from being switched on when the tailgate is closed

Metering rollers



Efficient dosing rollers ensure an even layer of feed feed carpet in the silo. This makes compaction easier and in turn ensures the best feed quality.



- ▶ Easy installation and removal of the dosing roller module
- ▶ Dismantling in just 10 minutes + 500 kg more payload
- ▶ Openings are closed with insert plates



CARGOS 8000/9000:

- ▶ Optional two-roller module or three-roller module
- ▶ Optional torque-controlled unloading

CARGOS 700:

- ▶ Two-roller module, driven by PTO shaft
- ▶ Optional torque-controlled unloading

15 minutes replacement - 500 kg more payload



CARGOS operation

TREND & BUSINESS



Trend control unit for CARGOS 700



CARGOS 700: Reduction in the number of control units required thanks to scraper floor sequential control

TREND

CARGOS 700

- ▶ Simple control of the scraper floor, tailgate, articulated drawbar and steering axle via the tractor control units
- ▶ Control of the standard two-stage scraper floor and lighting via the control unit

CARGOS 800

- ▶ Radio control via tank line (return flow) and constant flow pump (supply flow), recommended minimum oil quantity: 150 litres
- ▶ Control with control unit in the lorry: 1-3 double-acting control units required depending on the vehicle equipment



BUSINESS

CARGOS 8000/9000

- ▶ Standard operation via ISOBUS incl. load sensing
- ▶ Even faster unloading
- ▶ Incl. sequence control scraper floor/tailgate
- ▶ Programming of all work processes

CARGOS 700 & 800

- ▶ Optionally available for all CARGOS 700 & 800



Programming the ISOBUS functions on the JoyStick



FLIEGL DUCIS Terminal




CARGOS 800

The new Farmtruck semi-trailer

The new farm truck semi-trailer for maximum efficiency. Farming capability and speed on motorways and highways and motorways up to 80 km/h in one CARGOS.

- ▶ Suitable for motorway use with 65 or 80 km/h approval, vehicle width < 2.55 m
- ▶ Approval for 60 km/h with tyres up to 800/45R30.5
- ▶ Mounted height 135 - 150 cm
- ▶ 30 tonnes gross vehicle weight CARGOS
- ▶ Incl. ABS & EBS from 65 km/h
- ▶ Unladen weight under 8 tonnes, depending on tyre size



NEW



Exclusively at CARGOS: Transformation to a forage transport wagon in only 20 minutes


Turn your loader wagon into a forage transport wagon in just 20 minutes. By removing the loading unit, you can increase the payload by 3 tonnes and load up to 25% more weight. This protects the unit during chopping operations and stores it safely in your machine hall until the next loader wagon operation.




For use without a loading unit, insert plates are hooked into the gap created.



1. Disconnection of 5 hydraulic lines and 1 electrical plug



2. Separating the drive shaft using a hexagon spanner




3. Loosen the 4 fastening screws, lower onto the transport trolley and pull out.

Optimum, quick & easy cleaning of the entire aggregate when removed



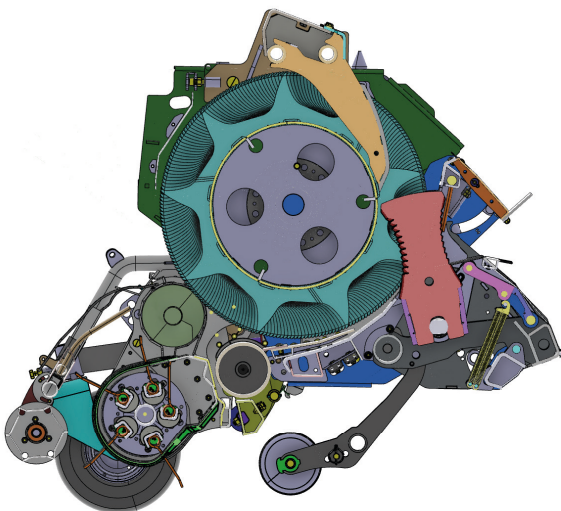
The feed flow for maximum feed protection

Gentle on feed, energy-saving and efficient: the FLIEGL FEEDING SYSTEM (FFS)
Combine according to your wishes and requirements.



PICK UP 2.00

- ▶ Double-sided pick-up for precise crop intake
- ▶ 5 rows of tines for precise crop pick-up - even large quantities of material
- ▶ Working width according to DIN: 2m
- ▶ Small pick-up diameter for clean transfer of even the shortest, wet forage to the rotor
- ▶ Pick-up diameter 320mm
- ▶ Ground clearance with raised pick-up 790 mm
- ▶ Optional equipment: - Hydraulic pick-up relief

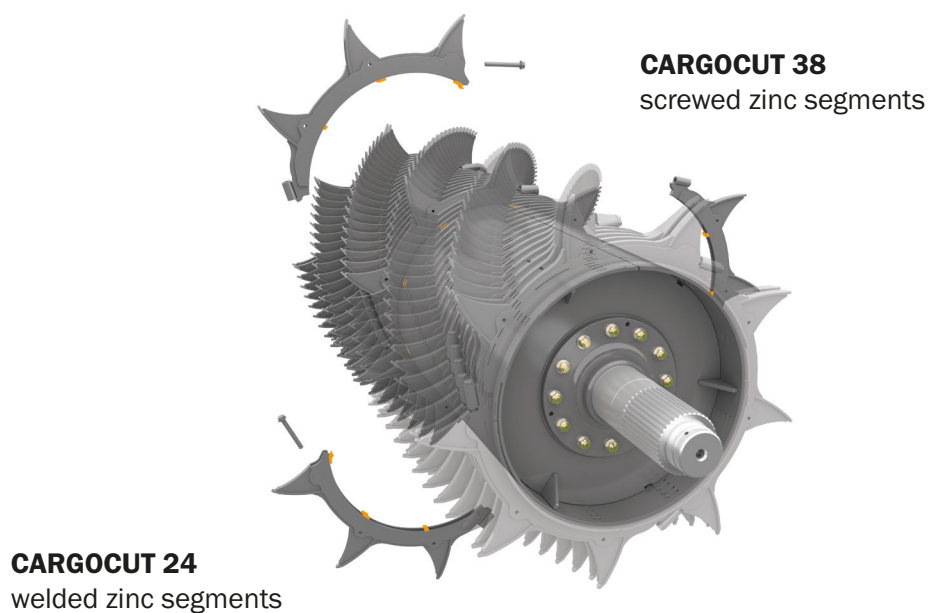


PICK UP PRO 2.35

- ▶ Oscillating bearing for perfect levelling up to 20 cm
- ▶ Accelerator roller for optimum crop flow
- ▶ Working width according to DIN: 2.35m
- ▶ Pick-up controlled on both sides for precise crop pick-up
- ▶ 5 rows of tines for precise crop pick-up - even large quantities of material
- ▶ Small pick-up diameter for clean transfer even of short, wet forage to the rotor
- ▶ Pick-up diameter 320 mm
- ▶ Optional equipment: - Hydraulic pick-up relief



Auch für den CARGOS 8300 mit nur 30m³ DIN Ladevolumen.



CARGOCUT 38

Short cut rotor

- ▶ The only conveyor rotor with bolted tines
- ▶ Maintenance-friendly tine replacement without angle grinding and welding work
- ▶ 40 double spiral blades, material thickness 5mm
- ▶ 9 rows of tines with 22 mm wide conveyor fins
- ▶ Reversible alignment of the tines for gentle forage flow inside the wagon
- ▶ Rotor diameter of 860 mm for extremely smooth running and reduction of any load peaks



22 mm wide conveyor fins for optimum feed protection

CARGOCUT 24

Short cut rotor


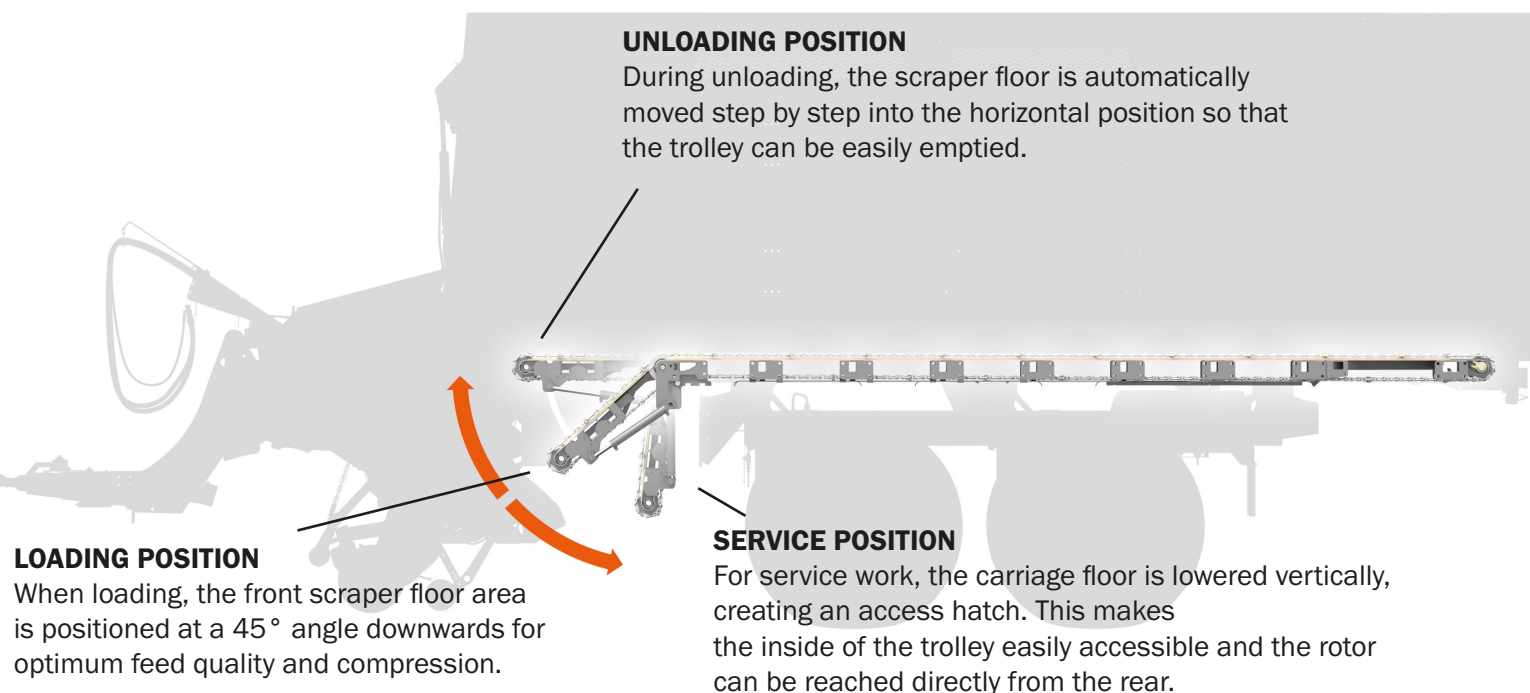
- ▶ Short cutting rotor with theoretical cutting length: 24mm
- ▶ 63 double spiral blades, material thickness 5mm
- ▶ 9 rows of tines made of special steel for extreme durability
- ▶ Reversible alignment of the tines for gentle forage flow inside the wagon
- ▶ Rotor diameter of 860 mm for extremely smooth running and reduction of any load peaks



Nine rows of rotor tines mounted and welded onto the rotor shell

PLUSPOINT: Lowerable scraper floor easy to maintain through and through

The CARGOS does not require an access hatch - the best access is directly through the carriage floor, which also allows free access to the rotor.



Access to the carriage via the carriage floor. The stability of the side walls is not interrupted by a door. The optimum distribution of forces is maintained.




Free access to the rotor, cutting trough, knife bar and knives. Plus points for quick and efficient cleaning of the machine.

Chopper housing & blade holders

3 positions for best comfort

The hydraulically lowerable chopper housing of the CARGOS, which is decoupled from the blade holders, is connected to the frame via fixing lugs and bolts as standard. Three different positions allow separate, joint or limited lowering of blade holder and chopper housing. The blade holders can be swung out of the chopper housing for knife replacement.



1. WORKING POSITION

When removing a tamper, all blades are extended and the feed chute (cutting unit trough) is opened one step at the same time

2. KNIFE CHANGE POSITION

Only the knife bar is swivelled down for convenient knife cutting or knife replacement


3. CLEANING/SERVICE POSITION

The entire cutting trough is opened here. This creates completely free access to the rotor and makes cleaning child's play.

Position for blade change.



Free access to the rotor in the cleaning position.




The blade pretension is mechanically adjustable as standard (see illustration). Hydraulic adjustment is also available as an option.

Double cuts better: Reversible blades in the CARGOS


Reversible blades made from specially alloyed and hardened steel ensure the perfect balance of hardness and toughness. This results in outstanding cutting quality and maximum blade service life.



All blades are unlocked together with the key attached to the trolley. This makes it easy to swap or rotate the blades. Should a blade become jammed, the spanner also helps to easily lever out individual blades. Thanks to the hydraulic articulated drawbar, it is possible to stand upright under the trolley.



Parking brackets make it possible to carry an additional set of double blades. The four optimally ground cutting edges on each side guarantee the highest cutting quality over long periods of use.



All knives are individually secured and respond to a foreign object during crop pick-up. The preset spring force then automatically swivels the knife back into the correct working position.

Double-edged knife


1. Symmetrically shaped knife with meat at the typical wear points. The wide base at the tip of the blade guarantees maximum stability and keeps the blade tip constantly closed.
2. The food is cut in the centre of the blade
3. Knife on both sides, true to the motto: 'First turn, then grind'
4. Reduced wear due to the absence of a high-wear tip

- **1 knife for all CARGOS**
- **5mm thick**
- **Made in Germany**



Best cutting quality for high-quality cattle feed.

Choose between the 40-blade CARGOCUT 38 short-cutting unit with a theoretical cutting length of 38 mm or the CARGOCUT24 short-cutting unit with a theoretical cutting length of 24 mm.



Loading with brains - features for the CARGOS 8000/9000

Many features for optimum loading. With the CARGOS components, you can achieve a load volume of up to 100 m³ at medium compression, depending on the size of the trailer.


PLUG REMOVAL

The cutting trough can be lowered as standard on the CARGOS combi trolleys. In the event of a blockage, the blade carrier and the cutting trough can be conveniently lowered via the control panel - or automatically as an option. The increased distance between the cutting trough and rotor makes it easier for the PTO shaft to start up and the tamper to be fed through.

Optional: Automatic tamper removal. The trolley recognises a tamper and opens the cutting trough briefly until the tamper has been transported into the trolley.



DLG Silver for automatic plug removal



Fill level sensor on the tailgate



Pressure measurement on the filling flap and torque sensor on the rotor. This combination of both sensors guarantees optimum filling of the wagon and full utilisation of the loading volume.



Swivelling front wall Pro, hydraulically swivelling - for even more loading volume and faster unloading.

With the automatic articulated drawbar control, you can load cleanly on hilly terrain. At the same time, it protects the forage and pick-up, increases throughput and takes the strain off the driver.



We visit our farmers

A visit to Bauer Maschinenverleih in Baden-Württemberg.
Supporting other farmers in the transport of agricultural goods.

Operation:

Bauer machine hire
Baden-Württemberg, Stuttgart/North Black Forest area

Company structure:

Agricultural machinery hire
Beekeeping

Jürgen Bauer on his decision in favour of the Fliegl CARGOS HTW 750:

'... because of the driving characteristics, I have hydraulic running gear inside,
because of the simplicity and stability of the wagons - so my customers
get along
get on very well with these wagons.'



**Visiting the Ponfick family in Upper Franconia.
Efficient loader wagon use in small structured areas.**

Operation:

Ponfick GdbR, Bavaria, Upper Franconia

Company structure:

Family business,

Training farm for about 20 years

140 dairy cows / biogas plant 400 KW

Martin Ponfick about the Fliegl CARGOS K LW 8500:

‘... the wagon simply has everything, from the tridem axle unit to the automatic pick-up. The wagon is sturdily built, it’s robust, it’s superbly finished and has an incredible reach and great cutting quality. We have enormous cutting power on our many small areas.’



CARGOS Technical Data

CARGOS		9600	9500	8500	8400	8300	860	850	760	750	740
Loading volume	m³ DIN	50	44	41,5	38	30	51	44,5	51	44,5	38,5
Heaped loading volume							59,5	52	59,5	52	45
Load volume with medium compression	m³ DIN	100	88	82	76	60	–	–	–	–	–

Pickup

Pick-up 2.00		•	•	•	•	•	–	–	–	–	–
Pick-up Pro 2.35		0	0	0	0	0	–	–	–	–	–
Guide wheel tyres		16x6.50-8	16x6.50-8	16x6.50-8	16x6.50-8	16x6.50-8	–	–	–	–	–
Tine spacing	mm	61	61	61	61	61	–	–	–	–	–
Hydrl. pick-up suspension, infinitely variable		0	0	0	0	0	–	–	–	–	–
Central additional jog wheel		0	0	0	0	0	–	–	–	–	–

Short cut rotor

CARGOCUT 38		•	•	•	•	•	–	–	–	–	–
CARGOCUT 24		0	0	0	0	0	–	–	–	–	–
Rotor stub	mm	120	120	120	120	120	–	–	–	–	–
Diameter	mm	860	860	860	860	860	–	–	–	–	–
Tine rows	Stk	9	9	9	9	9	–	–	–	–	–

Cutting unit

40 Double knife, 38mm theoretical cutting length		•	•	•	•	•	–	–	–	–	–
63 Double knife, 24mm theoretical cutting length		0	0	0	0	0	–	–	–	–	–
Individual foreign object protection		•	•	•	•	•	–	–	–	–	–

Scraper floor

Scraper floor chains	Stk	2x2	2x2	2x2	2x2	2x2	2x2	2x2	2x2	2x2	2x2
Two-speed scraper floor drive		•	•	•	•	•	–	–	•	•	•

Chassis

Tandem axle, 18 t, axle spacing ²	mm	–	–	–	1525	1525	–	–	–	–	1525
Tandem axle, 20 t, axle spacing ²	mm	–	1810	1810	1810	–	1810	1810	–	1810	1810
Tridem axle, 27 t, axle spacing ²	mm	1525	1525	1525	–	–	–	–	1525	1525	–
Tridem axle, 30 t, axle spacing ²	mm	1810	1810	1810	–	–	–	–	1810	–	–

Steering

Self-steering		–	•	•	•	•	•	•	0	•	•
Mech. hydr. forced steering		–	–	–	–	–	–	–	•	0	0
Elektr.-hydr. forced steering		0	0	0	0	0	–	–	0	0	0

Permissible total weight

Tandem axle, 18 t	t	–	–	–	21/22 ³	21/22 ³	–	–	–	–	21/22 ³
Tandem axle, 20 t	t	–	23/24 ³	23/24 ³	23/24 ³	–	30	30	–	23/24 ³	23/24 ³
Tridem axle, 27 t	t	31 ³	31 ³	31 ³	–	–	–	–	31 ³	31 ³	–
Tridem axle, 30 t	t	34 ³	34 ³	34 ³	–	–	–	–	34 ³	–	–

Dimensions

Total length	cm	1194	1080	1080	972	859,5	999	885	1123	1009	895
Total height ⁴	cm	387-399	387-399	365-399	365-399	365-387	365-399	365-399	365-399	365-399	365-399
Loading area below	cm	910x236	796x236	796x236	682x236	496x236	874x236	760x236	874x236	760x236	649x236
Loading area top	cm						999x236	885x236	999x236	885x236	774x236
Track width	cm	210	210	210	210	210	210	210	210	210	210

CARGOS	9600	9500	8500	8400	8300	860	850	760	750	740
Tyres⁵										
600/50 R 22.5	–	–	–	–	–	0	0	–	–	–
710/40 R 22.5	–	–	–	–	0	–	–	0	0	0
800/35-22.5	–	–	–	–	0	–	–	0	0	0
600/55 R 26.5	–	–	–	–	–	0	0	–	–	–
620/55 R 26.5	0	0	0	0	0	0	0	0	0	0
710/50 R 26.5	0	0	0	0	0	0	0	0	0	0
750/45 R 26.5	0	0	0	0	0	0	0	0	0	0
800/45 R 26.5	0	0	0	0	0	0	0	0	0	0
710/50 R 30.5	0	0	0	0	–	0	0	0	0	0
800/45 R 30.5	0	0	0	0	–	0	0	0	0	0

Operation

ISOBUS compatible	•	•	•	•	•	0 ⁷	0 ⁷	0 ⁷	0 ⁷	–
ISOBUS connection cable	0	0	0	0	0	0 ⁷	0 ⁷	0 ⁷	0 ⁷	–

Hydraulic

Spool valves	LS (or 1 sa + open return line) ⁶					3 da + 1 sa				
Power-Beyond-Connection	0	0	0	0	0	0 ⁷	0 ⁷	0 ⁷	0 ⁷	–
Hydraulic coupler ISO 16028 for connection to Flat Face	0	0	0	0	0	–	–	0 ⁷	0 ⁷	–

Additional options

Automatic articulated drawbar control	0	0	0	0	0	–	–	–	–	–
Swivelling front panel Pro	0	0	0	0	0	–	–	–	–	–
Suitable for motorway use, approval <60km/h	0	0	0	0	0	0	0	–	–	–
Scraper floor sequential circuit	•	•	•	•	•	0 ⁹	0 ⁹	0 ⁹	0 ⁹	0
3 dosing rollers (+ drive)	0	0	0	0	0	–	–	–	–	–
2 dosing rollers (+drive)	0	0	0	0	0	–	–	0	0	0
Insert plates for removed dosing rollers	0	0	0	0	0	–	–	0	0	0
Hydraulically folding filling flap with automated loading function	•	•	0	0	0	–	–	–	–	–
Automatic loading via torque at the drive	0	0	0	0	0	–	–	–	–	–
Automatic plug removal	0	0	0	0	0	–	–	–	–	–
Ultrasonic fill-level sensor	0	0	0	0	0	–	–	–	–	–
LED work lights package	0	0	0	0	0	0	0	0	0	0
LED side marker lights	•	•	•	•	•	•	•	•	•	•
Storage frame for loading/cutting assembly after removal	0	0	0	0	0	–	–	–	–	–
Channel cover for use in chopper transport	0	0	0	0	0	–	–	–	–	–
Weight indicator (only with hydrl. chassis)	0	0	0	0	0	–	–	0 ⁷	0 ⁷	–
Lift axle for tridem axle (only with hydrl. chassis)	0	0	0	–	–	–	–	0 ⁷	0 ⁷	–
Hydrl. drawbar suspension	•	•	•	•	•	–	–	•	•	•
Underride guard at rear	0	0	0	0	0	•	•	0	0	0
Loading bay cover	0	0	0	0	0	0	0	0	0	0

• Standard equipment 0 Optional – Not available

1. With dropside attachments
2. Mechanically sprung or with hydraul. Equalisation, optionally with hydraul. Suspension
3. Permissible drawbar support load 3 t as standard, optionally 4 t, tridem always 4 t (except France when equipped with ring drawbar eye)
4. Depending on the tyres 30.5' / 26.5' / 22.5' and equipment with/without dropside extensions
5. 10-hole rims as standard, tyres partly dependent on the axle
6. + 1 sa with hydraulically suspended chassis
7. BUSINESS models with Load Sensing comfort hydraulics and full ISOBUS capability
8. Only applies in conjunction with 30.5' tyres
9. Available as standard for BUSINESS models

Fliegl Grünlandtechnik constantly endeavours to adapt all products to practical requirements. We therefore reserve the right to make changes. Specifications and illustrations are to be regarded as approximate and may also contain optional equipment not included in the standard scope of delivery. This brochure was printed for worldwide use. Please refer to the price list of your Fliegl Grünlandtechnik sales partner for the technical equipment. Some of the protective devices have been removed from the photos. This has only been done to illustrate the function and must under no circumstances be done without authorisation in order to avoid hazards. In this respect, please refer to the relevant instructions in the operator's manual.



Dimensions, weights and technical data are subject to change. Illustrations partly with optional extras.
General catalogue 06-2025

Your FLIEGL Grünlandtechnik sales partner



Fliegl Grünlandtechnik GmbH

Alustraße 1
83527 Kirchdorf
Germany

Tel. +49 (0) 8072 3769 253
info@fliegl-gruenlandtechnik.de

www.fliegl-gruenlandtechnik.com